



How to access Google Classroom

To access Google Classroom go to classroom.google.com

Sign in with your school email address

Google
Sign in
Use your Google Account

Email or phone
smithj@bthcc.org.uk

[Forgot email?](#)

Not your computer? Use Guest mode to sign in privately.
[Learn more](#)

[Create account](#) [Next](#)

Once you have logged in you will see all of your classes

Google Classroom

To do Calendar

Class 2020-Year9-Sc...
Science - whole year group
Classroom Admin 2020 - Year 9

Class 2020-Year9-Re...
Classroom Admin 2020 - Year 9

Class 2020-Year9-M...
Classroom Admin 2020 - Year 9

Class 2020-Year9-En...
Classroom Admin 2020 - Year 9

Class 2020-Year9-PE
Classroom Admin 2020 - Year 9

Class 2020-Year9-G...
Classroom Admin 2020 - Year 9

Class 2020-Year9-AR...
Classroom Admin 2020 - Year 9

Class 2020-9-06Sc
Science
Classroom Admin 2020 - Year 9

Class 2020-9-03Re
Ref. Stu.
Classroom Admin 2020 - Year 9
Due Monday
SENECA 3

Class 2020-9-04Pe
PE
Classroom Admin 2020 - Year 9

Class 2020-9-02M
Maths
Classroom Admin 2020 - Year 9

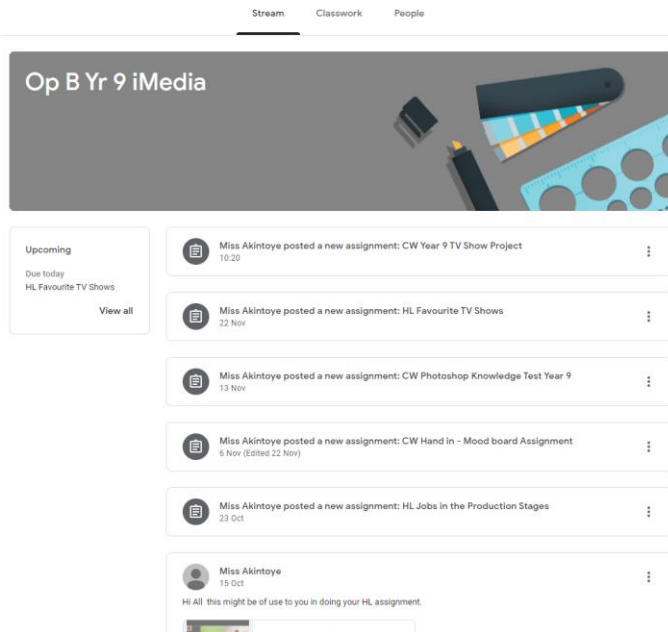
Class 2020-9-03E
English
Classroom Admin 2020 - Year 9

Class 2020-9CG1
Geography
Classroom Admin 2020 - Year 9

Class 2020-9AA1
ART
Classroom Admin 2020 - Year 9

Class 2020-9CS
Classroom Admin 2020 - Year 9

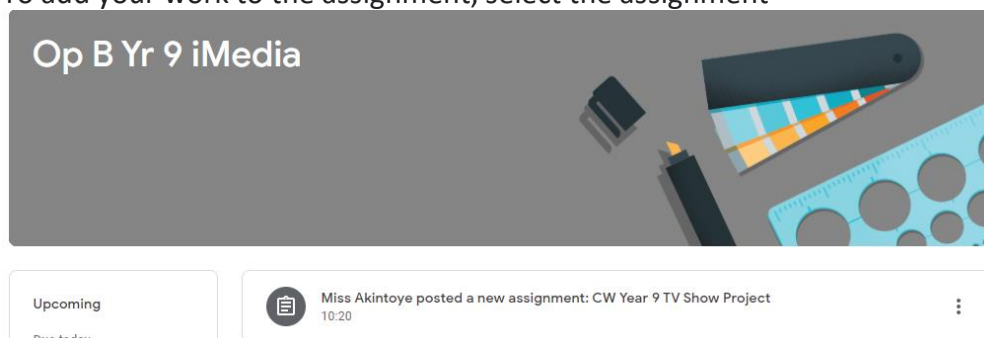
From here you can open up a class and see what work you have been set and submit work.



The screenshot shows a class page for 'Op B Yr 9 iMedia'. At the top, there are navigation tabs for 'Stream', 'Classwork', and 'People'. Below the header, there is a list of assignments:


- Miss Akintoye posted a new assignment: CW Year 9 TV Show Project (10:20)
- Miss Akintoye posted a new assignment: HL Favourite TV Shows (22 Nov)
- Miss Akintoye posted a new assignment: CW Photoshop Knowledge Test Year 9 (13 Nov)
- Miss Akintoye posted a new assignment: CW Hand in - Mood board Assignment (9 Nov (Edited 22 Nov))
- Miss Akintoye posted a new assignment: HL Jobs in the Production Stages (23 Oct)
- Miss Akintoye (15 Oct) posted a message: "Hi All this might be of use to you in doing your HL assignment."

To add your work to the assignment, select the assignment



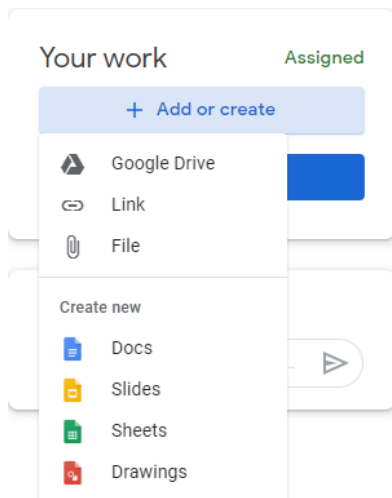
This screenshot shows the same class page, but with the 'CW Year 9 TV Show Project' assignment selected. The 'Upcoming' section on the left now only lists 'Due today'.

You will then see an 'add or create' button.



The screenshot shows an assignment page for 'SENECA 3' by Mr Ward, posted on 30 Nov, worth 100 points, due on 7 Dec. The assignment content includes a greeting and a link to 'SENECA Home Learning 3'. On the right side, there is a 'Your work' panel with the status 'Assigned'. It contains a '+ Add or create' button and a 'Mark as Done' button.

You now have an option to create the work or upload it



Once it's uploaded you will then have an option to submit.