


How to access work for pupils isolating/shielding – September 2021 onwards

1. If not already, download Microsoft Teams



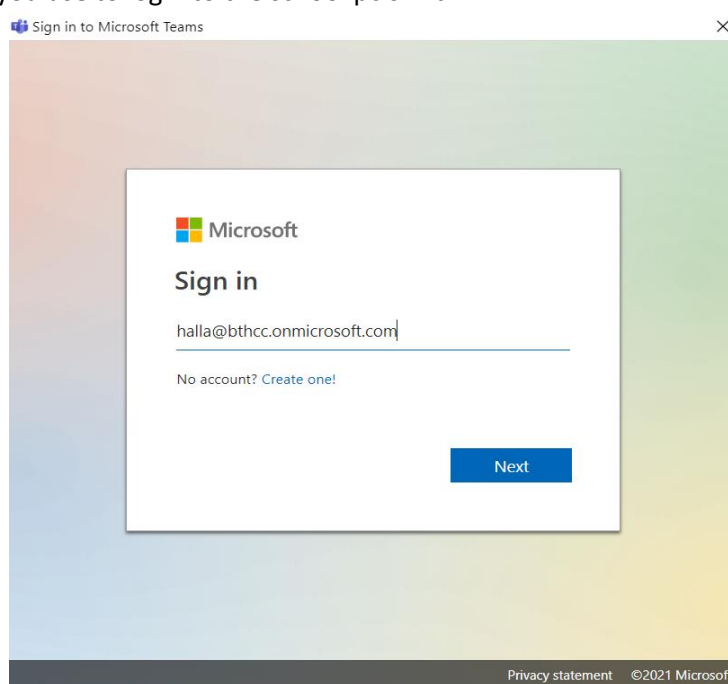
Download Microsoft Teams

Connect and collaborate with anyone from anywhere on Teams.

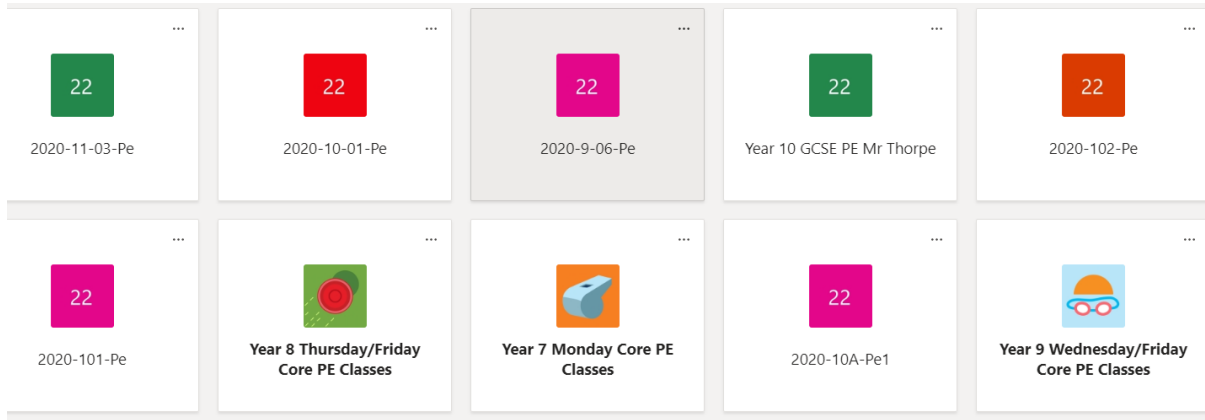
Download for desktop

Download for mobile

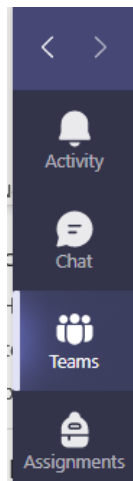
2. Once Teams has downloaded you will be prompted to sign in. The logon is your username you use to log into the school pc's with followed by @bthcc.onmicrosoft.com The password is the same as you use to log into the school pc's with.



3. Once you have logged on you should see your classes. As below



If you cant see your classes, please check the teams icon. This can be found on the side or bottom of teams.




4. Following your normal timetable for the day you are having to isolate for. Select the lesson you would be in. If you have any difficulties finding the work set, please email your class teacher directly.

5. Once you have selected the appropriate lesson, your instructions will be on the main page. They will be clearly labelled with the week commencing and instructions of what you need to complete. You may be required to click on a link that will take you to Google Classroom/ Google Drive/ Website – please read the instructions carefully.

Today

AT Andrew Thorpe 08:49
GCSE PE Work for pupils isolating/ shielding. W/C 15th March (Friday Lesson). Please follow the link to Google Classroom to complete work.

AT Andrew Thorpe 08:49
<https://classroom.google.com/u/0/w/MjAxNTcwNzU5MjUy/tc/MjM0ODY2NzQyNzcx>



Sign in - Google Accounts ✕

classroom.google.com

← Reply