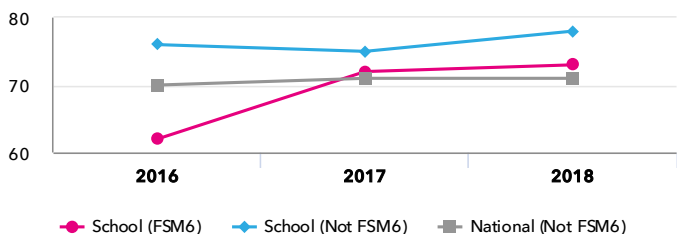


Disadvantaged pupils

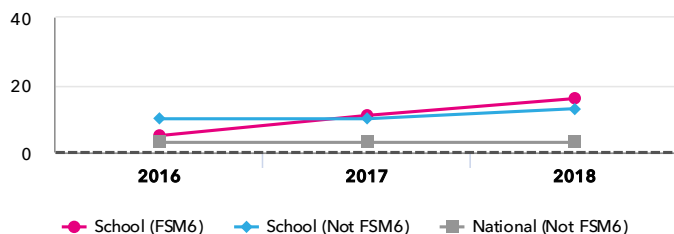
KS4 attainment for disadvantaged pupils 2018

% English & Maths (Grade 4+)

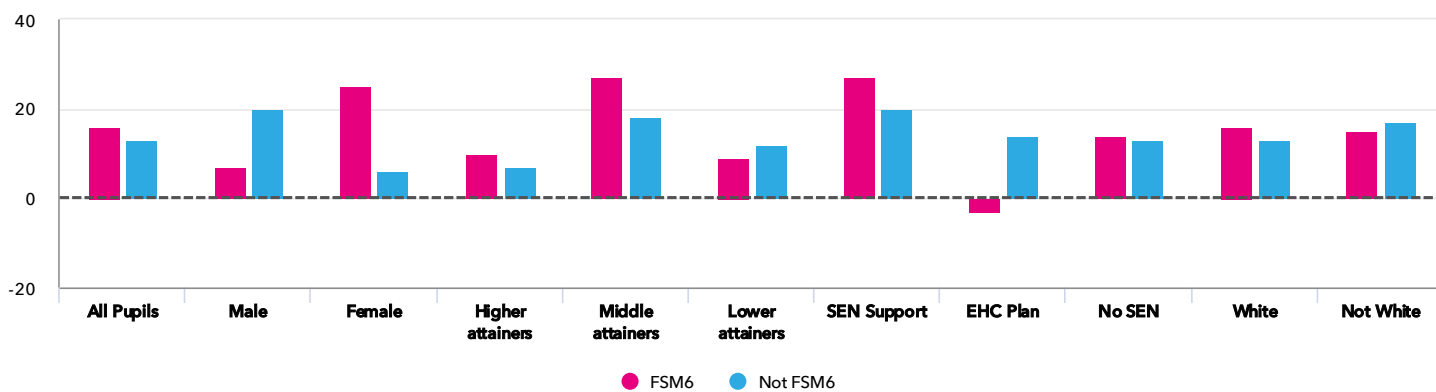


KS4 progress for disadvantaged pupils 2018

% English & Maths (Grade 4+)



Progress gap % English & Maths (Grade 4+)



Attainment & progress

Pupils	Attainment			Progress					
	% English & Maths (Grade 4+)			% English & Maths (Grade 4+)					
	FSM6	Not FSM6	Gap	FSM6	Not FSM6	Gap			
Summary	All Pupils	26	167	73% +	78% +	-5%	16%	13% +	3%
Gender	Male	13	85	69%	80%	-11%	7%	20%	-13%
	Female	13	82	77%	76%	1%	25%	6%	19%
DFE Prior Attainment	Higher attainers	10	59	100%	97%	3%	10%	7%	3%
	Middle attainers	10	90	80%	76%	4%	27%	18%	9%
	Lower attainers	6	17	17%	24%	-7%	9%	12%	-3%
SEN Group	SEN Support	5	16	40%	63%	-23%	27%	20%	7%
	EHC Plan	1	5	0%	20%	-20%	-3%	14%	-17%
	No SEN	20	145	85%	82%	3%	14%	13%	1%
Ethnic Group	White	23	153	70%	79%	-9%	16%	13%	3%
	Not White	3	14	100%	64%	36%	15%	17%	-2%